


# i-Module Series

## Expansion Module for MIC-7 Series



### Features

- Flexible expansion via PCIe/PCI slot
- MIC-7 series compatible
- Optional smart fan for thermal optimization
- Provide additional 12Vdc power source for add-on card
- Maximum 85W for add-on card power consumption
- Support 350W power consumption and MXM GPU card by GPU i-Module
- Expansion for 2.5" and 3.5" HDD/SSD bay
- 2 x 2.5" Swappable HDD/SSD supported

### Introduction

MIC i-Module Series provide flexible expansion function for MIC-7 Series system. MIC i-Module Series support PCIe/PCI I/F add-on card, such as frame grabber, GPU and motion control cards, etc.. Except for the power from PCIe/PCI slot, i-Module reserves additional 12VDC power via the on-board connector for cards that need more power. To better control over the heat generated from add-on cards, optional system fans are supported with intelligent Smart Fan feature for better thermal management. With additional HDD/SSD bays in i-Module, customer can have more rooms for massive data storage. Removable storage bays are also supported.

### Compatible Table


i-Module		1-slot		2-slot		3-slot	4-slot	
		MIC-75M10	MIC-75M20	MIC-75M20-01	MIC-75M11	MIC-75M40-01	MIC-75M40	MIC-75M13
<b>MIC-7 System</b>								
MIC-7500		✓	✓	✓	✓	–	✓	✓
MIC-7700	Q SKU	✓	✓	✓	✓	–	✓	✓
	H SKU	✓	✓	–	✓	–	–	✓
MIC-770 V1	Q SKU	✓	✓	✓	✓	–	✓	✓
	H SKU	✓	✓	–	✓	–	–	✓
MIC-770 V2	W SKU	✓	✓	✓	✓	–	✓	✓
	H SKU	✓	✓	–	✓	–	–	✓
MIC-770 V3	W SKU	✓	✓	✓	✓	✓	–	✓
	H SKU	✓	✓	–	✓	–	–	✓
MIC-7900		✓	✓	✓	✓	–	✓	✓

i-Module		Featured					98R17520301*
		MIC-75S20	MIC-75G20	MIC-75G30	MIC-75GF10	MIC-75S00	
<b>MIC-7 System</b>							
MIC-7500		✓	✓	✓	✓	–	–
MIC-7700	Q SKU	✓	✓	✓	✓	✓	✓
	H SKU	✓	✓	–	✓	–	–
MIC-770 V1	Q SKU	✓	✓	✓	✓	✓	✓
	H SKU	✓	✓	–	✓	✓	✓
MIC-770 V2	W SKU	✓	✓	✓	✓	✓	✓
	H SKU	✓	✓	–	✓	✓	✓
MIC-770 V3	W SKU	✓	✓	✓	✓	✓	✓
	H SKU	✓	✓	–	✓	✓	✓
MIC-7900		✓	✓	✓	✓	✓	✓

\* 3.5" HDD not included

## Selection Table

i-Module slot number starts from the inner side, as the image on the right.



i-Module	MIC-75M10	MIC-75M11	MIC-75M20	MIC-75M20-01	MIC-75M40	MIC-75M40-01	MIC-75M13	MIC-75S20	MIC-75G20	MIC-75G30	MIC-75GF10	MIC-75S00	98R17520301
Slot 1	PCIe x16*	PCIe x16*	PCIe x4*	PCIe x8*	PCIe x4	PCIe x4	PCIe x16*	PCIe x16*	–	–	–	–	–
Slot 2	–	PCI	PCIe x16*	PCIe x8*	PCIe x8	PCIe x8	PCI	PCIe x4*	–	PCIe x16 (Signal x8)	PCIe x4	–	–
Slot 3	–	–	–	–	PCIe x4	PCIe x4	PCI	–	PCIe x16	–	PCIe x16 for MXM	–	–
Slot 4	–	–	–	–	PCIe x4	–	PCI	–	PCIe x4	PCIe x16 (Signal x8)	–	–	–
Slot 5	–	–	–	–	–	–	–	–	–	PCIe x4	–	–	–
SATA Port	–	–	–	–	–	–	1	–	–	–	–	–	–
SATA PWR	–	–	–	–	–	–	1	–	–	–	–	–	–
2.5" HDD/SSD Bay	–	–	1**	–	–	2	–	2 x Swappable + 2 x Internal	2 x Swappable	2 x Swappable	2 x Swappable	2 x Swappable	–
3.5" HDD Bay	–	–	–	–	–	–	–	–	–	–	–	–	2
N.W. (kg)	0.64	–	0.87	–	–	1.16	–	1.60	2.99	5	3.5	2	0.8
G.W. (kg)	1.71	–	2.02	–	–	2.47	–	2.98	4.79	7	5	3	2
i-Module (W x H x D)	24 x 192 x 230	–	50 x 192 x 230	–	–	90 x 192 x 230	–	–	130 x 192 x 385	207 x 192 x 384	113 x 192 x 230	27 x 192 x 230	42 x 192 x 230
MIC-7300/7500/7900 + i-Module (W x H x D)	97 x 192 x 230	–	123 x 192 x 230	–	–	163 x 192 x 230	–	–	203 x 192 x 385	280 x 192 x 385	187 x 192 x 230	100 x 192 x 230	115 x 192 x 230
MIC-77X + i-Module (W x H x D)	101 x 192 x 230	–	127 x 192 x 230	–	–	167 x 192 x 230	–	–	207 x 192 x 385	284 x 192 x 385	190 x 192 x 230	104 x 192 x 230	119 x 192 x 230
System Fan	–	–	98R1752000E (Optional)***	–	–	98R1751300E (Optional)***	–	–	Embedded	Embedded	–	–	–
12V <sub>oc</sub> Conn	–	–	–	–	–	1	–	–	–	–	–	–	–
12V <sub>oc</sub> Conn. for GPU	–	–	–	–	–	–	–	–	2	4	–	–	–
PCI/PCIe Card Max. Length (with fan)	–	–	190.2 mm	–	–	184.75 mm	–	–	334.6 mm	334.6 mm	–	–	–
PCI/PCIe Card Max. Length (without fan)	–	–	–	–	–	210.4 mm	–	–	–	–	210.4 mm	–	–


\* If install on MIC-7300, this slot is PCIe x1 signal.

\*\* Need to order 98R1752010E (2.5" HDD/SSD kit for 2-slot i-Module)

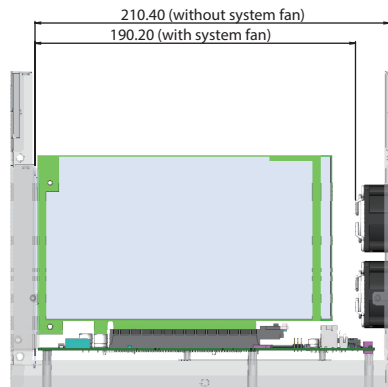
\*\*\* Suggest to add optional system fan if power consumption of add-on card is more than **45W** for better thermal management.

## Dimension Guide

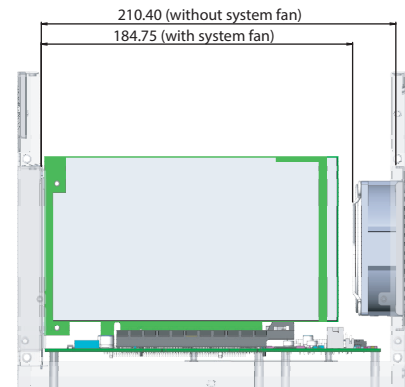
i-Module Width: 90 mm



i-Module Add-on card Dimension Guide



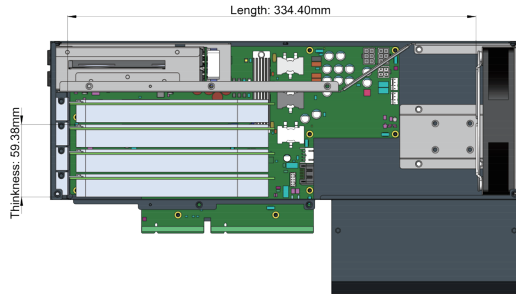
2-slot i-Module



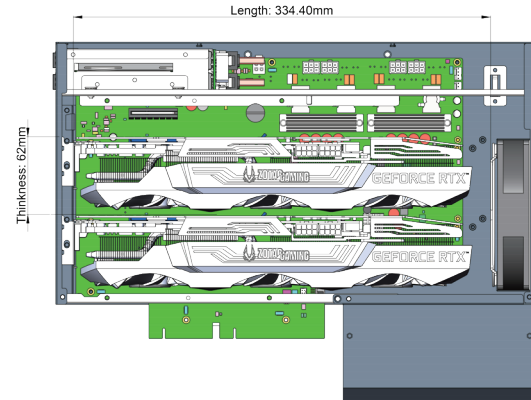
4-slot i-Module

Example: MIC-7500 + MIC-75M40  
Using MIC-77xx, width will be increased by 4mm.

## MIC-75G20 GPU Dimension Guide



## MIC-75G30 GPU Dimension Guide



## HDD/SSD Support Table

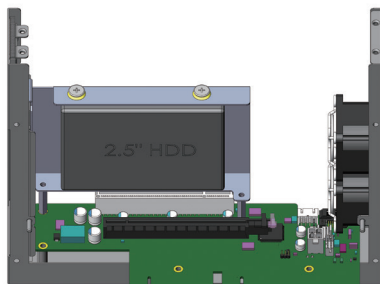
Every MIC-7 Series can support one HDD/SSD bay in system. With i-Module added, the total 2.5" HDD/SSD bay quantity as below.

MIC-7 Series	MIC-7500	MIC-7700		MIC-770 V1		MIC-770 V2		MIC-770 V3		MIC-7900	
		MIC-7700Q	MIC-7700H	MIC-770Q	MIC-770H	MIC-770W	MIC-770H	MIC-770W	MIC-770H		
System SATA port count	1	3	1	3	2	3	2	3	2	4	
2.5" HDD/SSD in MIC						1					
Total 2.5" HDD/SSD with i-Module added	MIC-75M10					1					
	MIC-75M11*					1					
	MIC-75M20*					1					
	MIC-75M20-01*	1	1	-	1	-	1	-	1	-	1
	MIC-75M40	2	3	-	3	-	3	-	-	-	3
	MIC-75M40-01	-	-	-	-	-	-	-	3	-	-
	MIC-75M13	2	3	2	3	3	3	3	3	3	3
	MIC-75S20	2	4	2	4	3	4	3	4	3	5
	MIC-75G20	2	3	2	3	3	3	3	3	3	3
MIC-75G30	2	3	2	3	-	3	-	3	-	3	
3.5" HDD with i-Module	98R17520301	-	2	-	2	2	2	2	2	2	

\* Can order 98R1752010E to install 2nd 2.5" HDD/SSD.

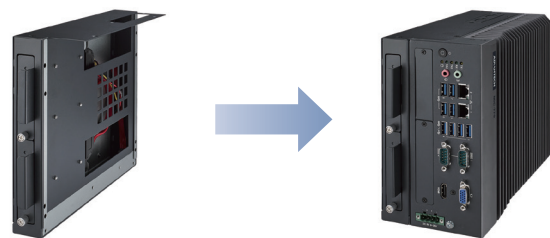
Note: i-Module BUS has only one channel SATA signal between i-Module and MIC-7 system.

### 2.5" HDD/SSD kit for 2-slot i-Module



Ordering information: 98R1752010E  
 Supportable i-Module: MIC-75M20, MIC-75M20-01, MIC-75M11  
 Limitation: Slot 2 will be occupied  
 Support up to 15mm 2.5" HDD/SSD

### 2 x Removable 2.5" Storage kit



Supportable system: MIC-7700Q, MIC-770 V1, MIC-770 V1/V2/V3, MIC-7900  
 Example: Assembled with MIC-770  
 Ordering information: MIC-75S00-00A1  
 Support up to 15mm 2.5" HDD/SSD

## 2 x 3.5" HDD Storage kit




Ordering Information: 98R17520301  
 Supportable system: MIC-7700Q,  
 MIC-770 V1/V2/V3, MIC-7900

Example: Assembled with MIC-770

## 2.5" HDD/SSD Thickness Guide

**Swappable HDD/SSD**  
 Supportable i-Module: MIC-75S20, MIC-75G20,  
 MIC-75G30  
 Support up to 15mm 2.5" HDD/SSD



**Internal HDD/SSD**  
 Supportable i-Module: MIC-75M40, MIC-75M13, MIC-75S20  
 Support 1x 9.6mm + 1x 15mm, or 2x 9.6mm 2.5" HDD/SSD

Example: MIC-75S20

## Optional i-Modules\*

Part Number	Description
MIC-75M10-00A2	1-slot expansion module (1 x PCIe)
MIC-75M11-00B1	2-slot expansion module (1 x PCIe and 1 x PCI slots)
MIC-75M13-00B1	4-slot expansion module (1 x PCIe and 3 x PCI slots)
MIC-75M20-00C1	2-slot expansion module (2 x PCIe slots)
MIC-75M20-01A2	2-slot expansion module (2 x PCIe slots)
MIC-75M40-00A2	4-slot expansion module (4 x PCIe slots)
MIC-75M40-01A2	3-slot expansion module (3 x PCIe slots)
MIC-75G20-10B1	GPU card expansion module (2 x PCIe and 2 x removable 2.5" storage bay)
MIC-75G30-00B1	Dual GPU card expansion module (3 x PCIe and 2 x removable 2.5" storage bay)
MIC-75GF10-00A1	MXM GPU expansion module (1 x MXM, 1 x PCIe and 2 x removable 2.5" storage bay, 1 x HDMI, 3 x DP)
MIC-75S00-00A1	2 x removable 2.5" storage bay
MIC-75S20-00A2	2-slot expansion and storage module (2 x PCIe and 2 x removable 2.5" storage bay)
98R17520301	2 x 3.5" HDD kit

\*Please refer to MIC-75G20, MIC-75G30, and MIC-75GF10 datasheet for more product information.

## Optional Accessories

Part Number	Description
98R1751300E	8-cm fan for 4-slot i-Modules
98R1752000E	2 x 4-cm fan for 2-slot i-Modules
98R1752002E	2x 4cm 23,000 RPM fan for 2-slot i-Module (for passive GPU card)
98R1752010E	2.5" HDD/SSD kit for 2-slot i-Module
1700024858-01	4-pin 12V <sub>DC</sub> power cable (15cm, for PoE card)
<b>MIC-75G20 / MIC-75G30*</b>	
96PSD-A480W24-MS	480W PSU (for MIC-75G20)
1700029474-01	PSU Y-Cable, 1.5M (for MIC-75G20)
XMIC-HRPG-1000-24	100-240V, 1008W, 24V PSU (for MIC-75G30)
1700031413-01	PSU DC-DC power cable, 1M (for MIC-75G30)
1700029720-01	PSU power cord (USA), AC Conn., 3-pin, 10A, 125V, UL/CSA, 1.83M
1700030520-01	PSU power cord (CN), AC Conn., 3-pin, 10A, 250V, CCC, 1.5M
1700031408-01	M cable conn 3P/G-TEM*3 80CM (EU)
1700034561-01	M cable Type E 3P/TEMx3 80CM
1700022074-11	4-pin 12VDC power cable (40cm, for PoE card)